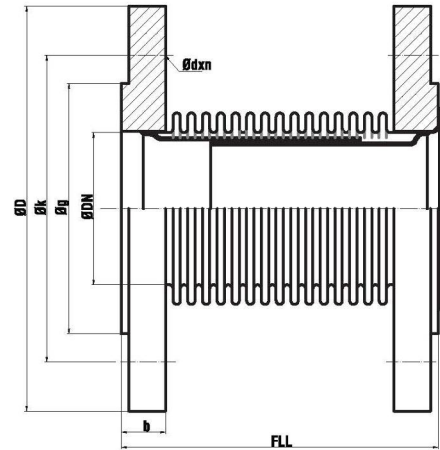

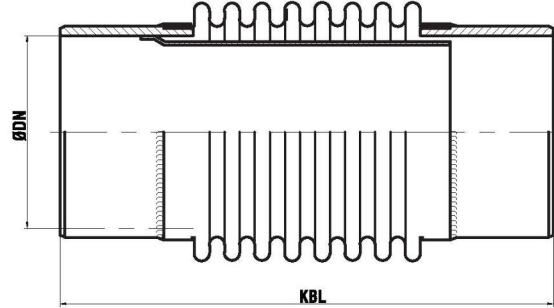


Metal Körüklü Kompansatör / Metal Bellow Expantion Joint



NO	PARÇA-ADI	PART NAME	MATERIAL
1	FLANŞ	FLANGE	ST37
2	KÖRÜK	BELLOWS	AISI 304 - 316 - 321
3	LAYNER	SLEEVE	AISI 304 - 316 - 321

DN	ØD	Øk	Øg	Øb	Ødxn	L _c : 30mm		L _c : 60mm		KG	
						FLL	KBL	FLL	KBL	FLL	KBL
25	115	85	68	16	14x4	120	170			2	0,20
32	140	100	78	16	18x4	120	170			3,3	0,43
40	150	110	88	16	18x4	120	170			3,9	0,60
50	165	125	102	18	18x4	120	170			4,6	0,76
65	185	145	122	18	18x4	120	170	180	230	6	1,1
80	200	160	138	20	18x8	120	190	180	230	6,7	1,5
100	220	180	158	20	18x8	130	190	190	260	8,2	2,2
125	250	210	188	22	18x8	140	200	190	260	10,4	2,6
150	285	240	212	22	22x8	140	200	200	280	15,6	3,4
200	340	295	268	24	22x12	140	200	200	280	19	4,8
250	405	355	320	26	26x12	150	200	210	280	21,4	10,74

TEKNİK ÖZELLİKLER / TECHNICAL PROPERTY

BASINÇ / PRESSURE : PN16, PN25, PN40
SICAKLIK / TEMPERATURE : -80° / +427°
GENLEŞME / EXPANSION : 30mm (-20 ; +10)
60mm (-40 ; +20)

L_c:30mm / 60mm genişleme için toplam boy
L_c:Overall lenght for 30mm or 60mm